


(/src/index?  
lng=en)

# G R Whitfield School

2022 

Pitt County Schools


School Website:  (<http://www.pitt.k12.nc.us>)

**Grade Span:** PK-08 **Charter:** No

4839 School Rd, Grimesland, NC 27837

Welcome Letter 

(<https://docs.google.com/document/d/1mHUIInpbOheEqKm7JaJPBQLjr1sDk7usp=sharing>)

Compare to Other Schools 

## 2021-22 Overall Performance

View Performance by  
School or District

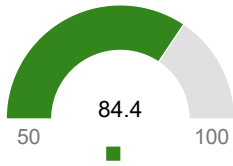
View Performance by  
Subgroup

The accountability reports for the 2021-22 school year include all required components, including the calculation of School Performance Grades. Unlike the previous two school years (2019-20 and 2020-21), the U.S. Department of Education did not grant waivers from federal testing and accountability requirements for the 2021-22 school year. The U.S. Department of Education approved an addendum requested by the State Board of Education to the state's Every Student Succeeds Act (ESSA) plan for relief from certain data requirements impacted by COVID-19. The addendum approval letter is available at <https://www.dpi.nc.gov/media/14775/download?attachment> (<https://www.dpi.nc.gov/media/14775/download?attachment>).

C 2021-22  
GRADE

66

PERFORMANCE GRADE SCORE

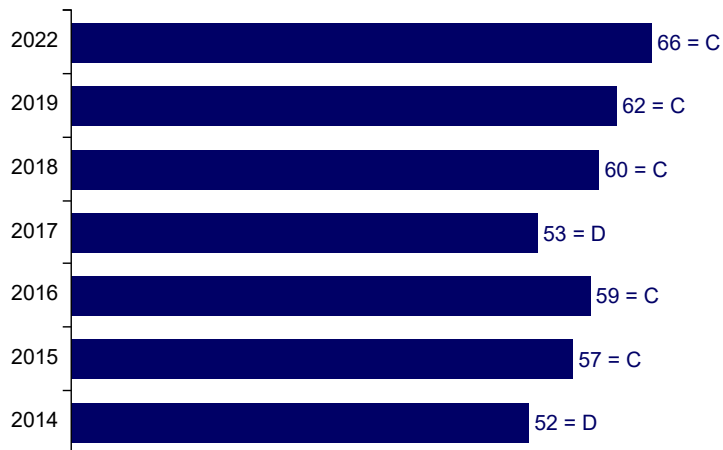


Academic Growth

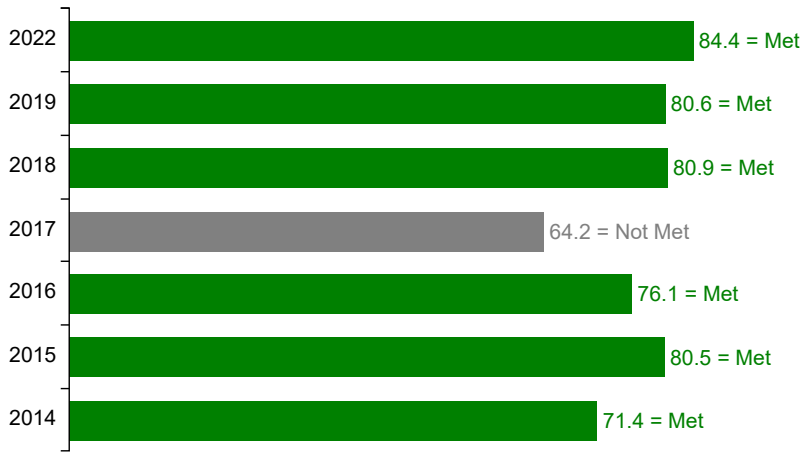
✓ Growth Met

Growth Range	Growth Status
85.0-100.0	Exceeded
70.0-84.9	Met
50.0-69.9	Not Met

### Performance Grade Score History



## Academic Growth History



C 2021-22  
EOG MATH GRADE

66

EOG MATH GRADE SCORE

✓ Growth Met

C 2021-22  
EOG READING GRADE

59

EOG READING GRADE SCORE

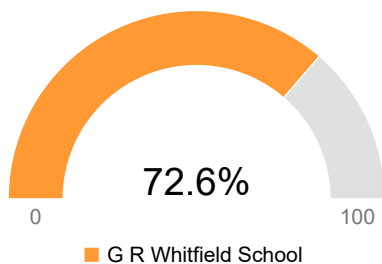
✓ Growth Met

🔗 Note - To protect student privacy, some data values for small groups will be suppressed as “> 95%” or “< 5%” in the charts or tables below. For counts less than 10, no data will be displayed.

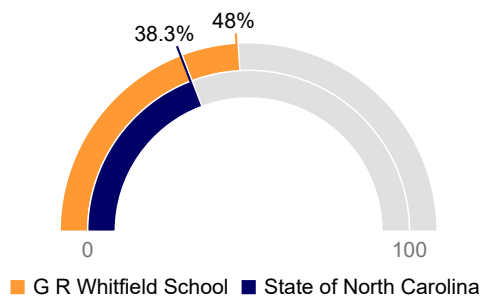
## 2021-22 Student Characteristics & Participation

This section describes some key measures about the students at this school.

### Incoming Student Readiness ⓘ



### Percentage Economically Disadvantaged ⓘ



## 2021-22 Student Performance

Student Performance  
by School/District

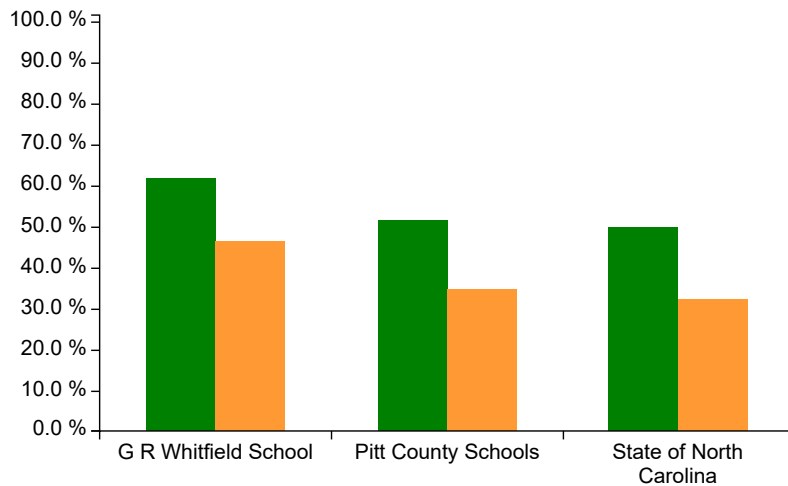
Student Performance  
by Subgroup

This section describes student performance in various test subject areas. Student test performance is reported as one of four achievement levels. **i** Not Proficient is below grade level. Level 3 is grade level proficient. Levels 4 and 5 indicate students are on track for career-and-college readiness.

### Proficiency in Subject Areas

#### Math Performance **i**

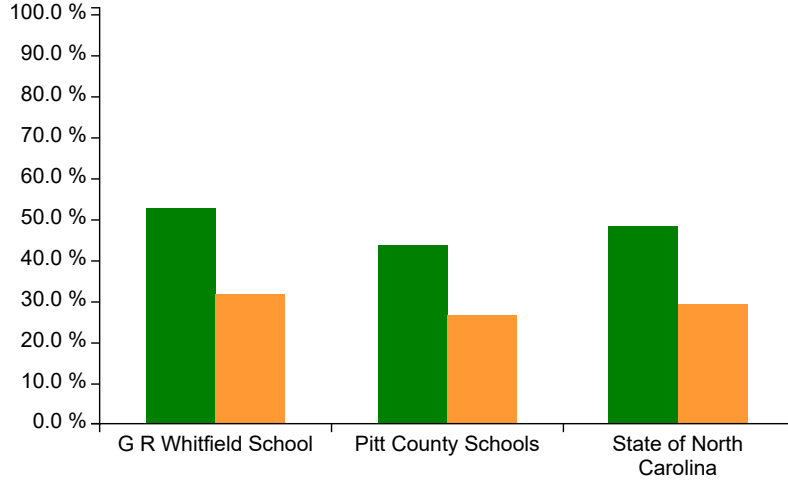
Summary Chart Table



■ Grade Level Proficient (Levels 3-5) ■ Career and College Ready (Levels 4-5)

#### Reading Performance **i**

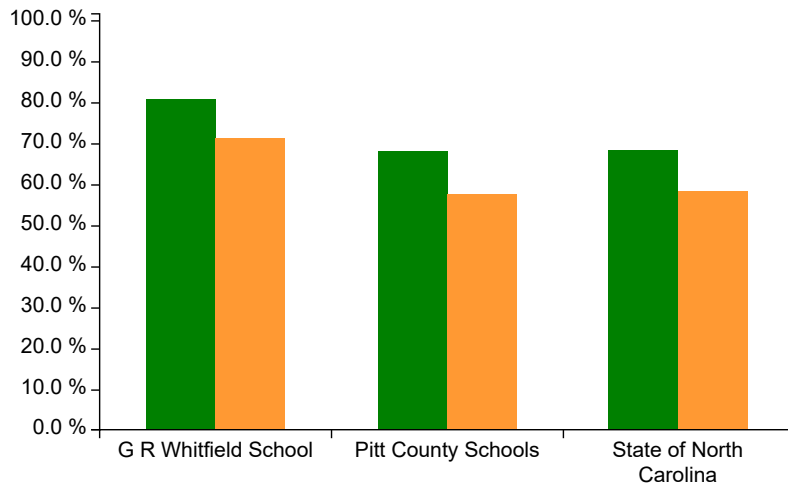
Summary Chart Table



■ Grade Level Proficient (Levels 3-5) ■ Career and College Ready (Levels 4-5)

## Science Performance i

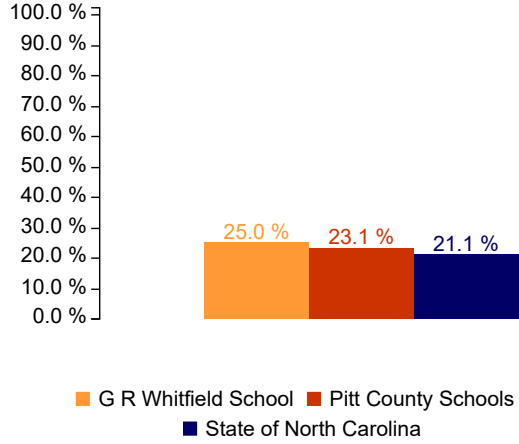
Summary Chart Table



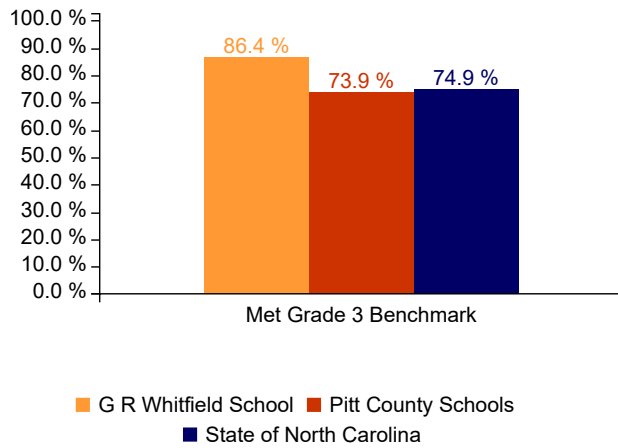
■ Grade Level Proficient (Levels 3-5) ■ Career and College Ready (Levels 4-5)

## Other Measures

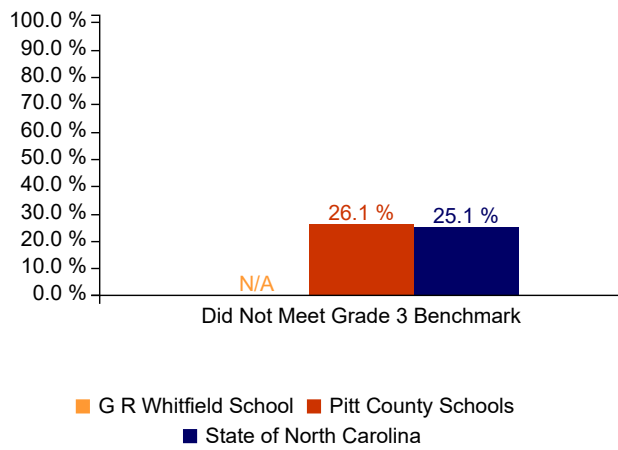
### English Learner Progress i



### Read to Achieve - Met Grade 3 Benchmark i



### Read to Achieve - Did Not Meet Grade 3 Benchmark i



### Test Participation i

Percentage of students participating in state mandated standardized testing.

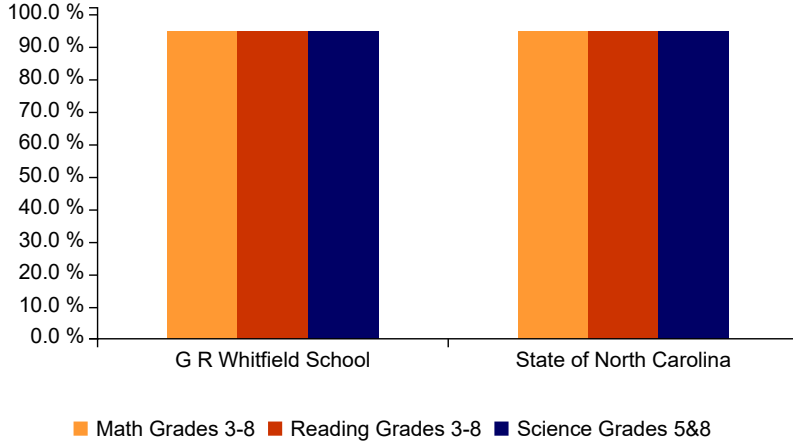


Chart Table

### Students with Disabilities Alternate Test Participation

The percent of tested students is expected to be below 1% at the state level. Most schools have so few students that this information may be masked to protect student privacy. **i**

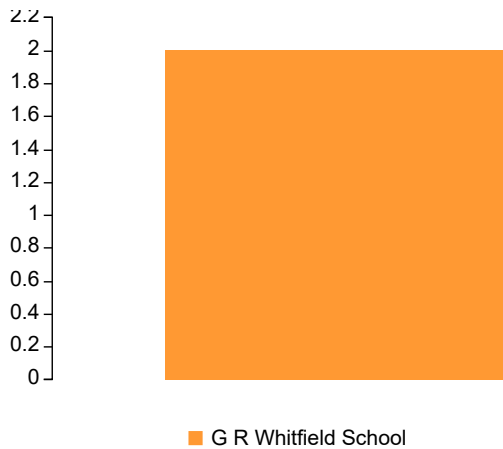
## 2021-22 Teachers and Qualifications

This section provides information on teachers and their qualifications.

### National Board Professional Certified Teachers **i**

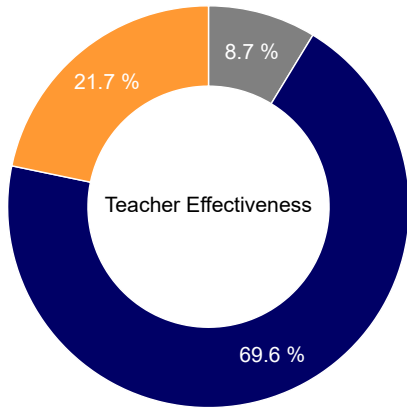
2

### National Board Certified Teachers **i**



Summary Chart Table

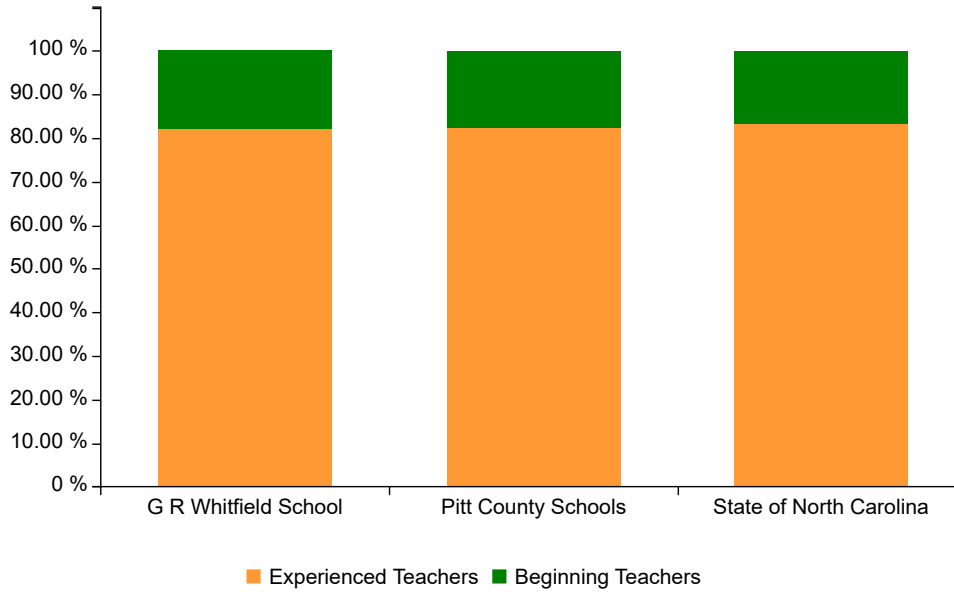
# G R Whitfield School



■ Needs Improvement ■ Effective ■ Highly Effective

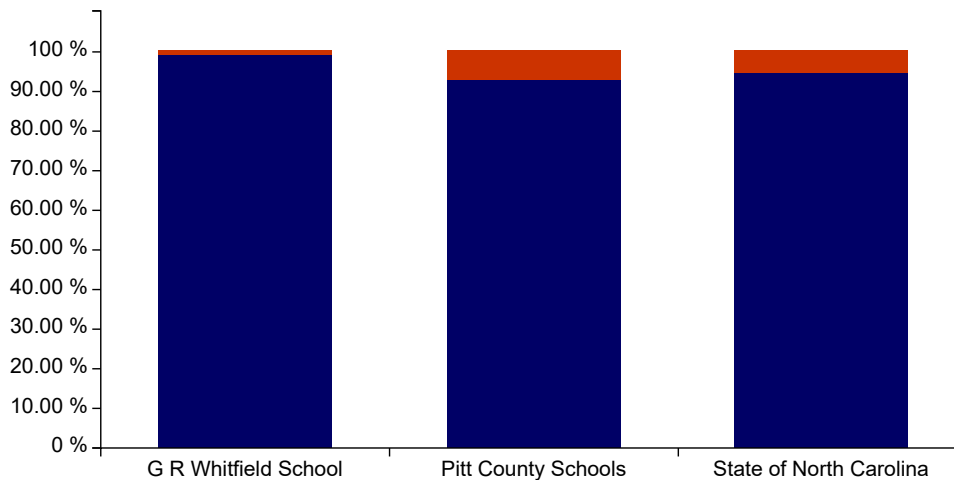
Chart Table

## Teacher Qualifications



Summary Chart Table

## Non-Provisional/Emergency Licenses





# 2021-22 School Environment

[View Environment by School/District](#)

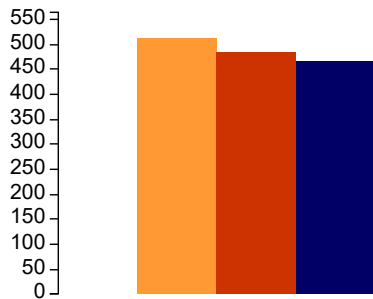
[View Environment by Subgroup](#)

This section provides information on the school environment and facilities

## Total Students

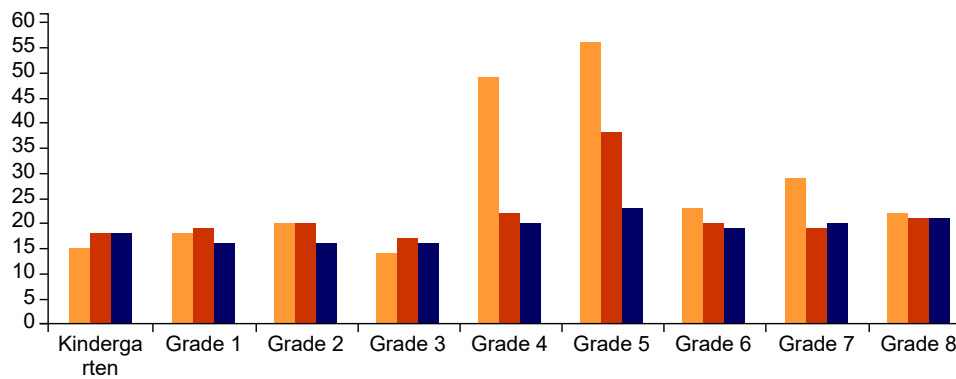
# 512

### Student Enrollment ⓘ



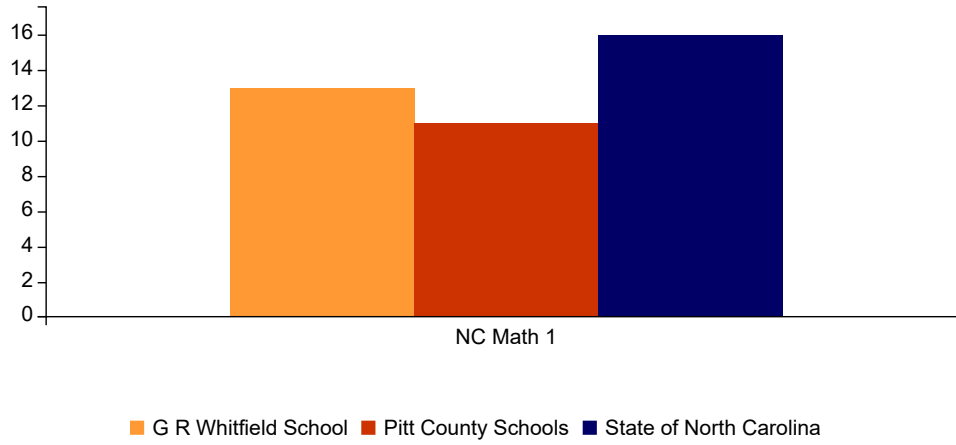
■ G R Whitfield School  
■ Pitt County Schools  
■ State of North Carolina

### Average Class Size ⓘ



■ G R Whitfield School ■ Pitt County Schools ■ State of North Carolina

## Average Course Size i



## Number of Students Enrolled in Preschool i

Agency	Number Enrolled
G R Whitfield School	13
Pitt County Schools	488
State of North Carolina	21466

## Suspension and Expulsion Rates (per 1000 students) i

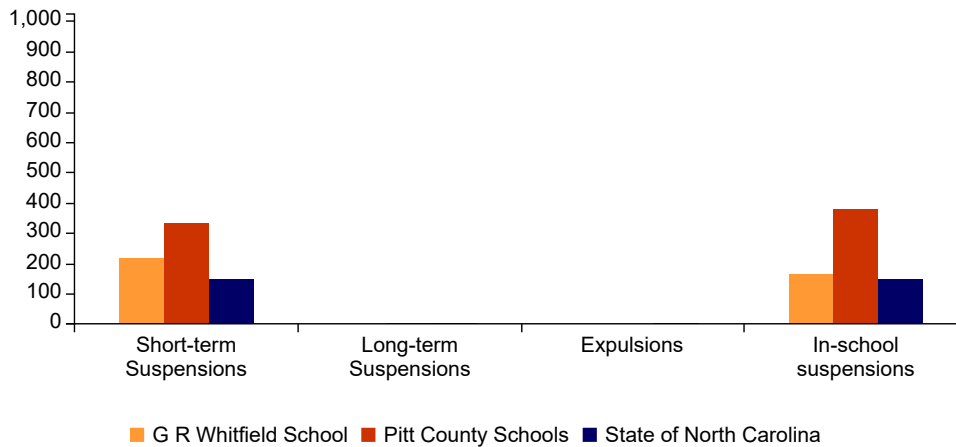
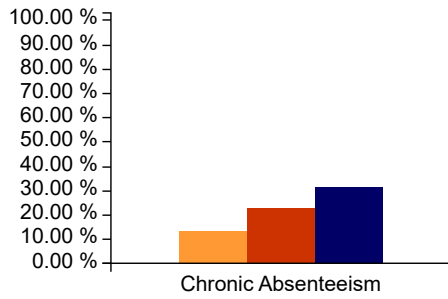


Chart Table

## Rates of Criminal Acts, Bullying, Law Enforcement Referrals, and Arrests (per 1000 Students) i

Agency	Criminal Acts	Bullying and Harassment	Referral to Law Enforcement	Arrests
G R Whitfield School	5.86	27.34	0.00	0.00
Pitt County Schools	8.58	30.61	4.66	0.00
State of North Carolina	7.51	12.06	4.58	0.10

## Chronic Absenteeism






-  G R Whitfield School
-  Pitt County Schools
-  State of North Carolina

Chart Table

## Arts Education




The following arts education programs are offered at G R Whitfield School.

Dance	Music	Theatre Arts	Visual Arts
-------	-------	-----------------	----------------

---


## Strategic Planning 2021-22

This section provides information on G R Whitfield School's strategic planning, goals and progress.

- Title 1 Status 
- Comprehensive or Targeted Support:
  - Targeted Support and Improvement (TSI) Additional Targeted Support 
  - Targeted Support and Improvement (TSI) Consistently Underperforming Subgroups (CU) 

## Progress Goals

This school has progress goals for EL Progress, Math Grades 3-8, and Reading Grades 3-8 in the following student groups - ALL, Black, Economically Disadvantaged, English Learners, Hispanic, Students with Disabilities, and White.

Click the following link  ([https://accrpt.tops.ncsu.edu/essa\\_ltg/ltg.html](https://accrpt.tops.ncsu.edu/essa_ltg/ltg.html)) to see the progress of student groups at this school (note you will need to select this school again).